

Prepared for:  
**Pet Releaf**

8100 Southpark Way #A3  
Littleton, CO USA 80120

## 300 mg - Stress Releaf

Batch ID or Lot Number: <b>0923FS307</b>	Test, Test ID and Methods: Various	Matrix: Finished Product	Page 2 of 6
Reported: <b>12Sep2023</b>	Started: 09Sep2023	Received: 11Sep2023	


## Cannabinoids - Colorado Compliance


Test ID: T000255630

Methods: TM14 (HPLC-DAD): Potency - Standard

Cannabinoid Analysis	LOD (mg/mL)	LOQ (mg/mL)	Result (mg/mL)	Result (mg/g)	Notes
Cannabichromene (CBC)	0.059	0.199	0.321	0.34	Density = 0.945g/mL
Cannabichromenic Acid (CBCA)	0.054	0.182	ND	ND	
Cannabidiol (CBD)	0.206	0.521	10.078	10.66	
Cannabidiolic Acid (CBDA)	0.212	0.534	ND	ND	
Cannabidivarin (CBDV)	0.049	0.123	ND	ND	
Cannabidivarinic Acid (CBDVA)	0.088	0.223	ND	ND	
Cannabigerol (CBG)	0.033	0.113	0.161	0.17	
Cannabigerolic Acid (CBGA)	0.139	0.473	ND	ND	
Cannabinol (CBN)	0.043	0.148	ND	ND	
Cannabinolic Acid (CBNA)	0.095	0.323	ND	ND	
Delta 8-Tetrahydrocannabinol (Delta 8-THC)	0.165	0.563	ND	ND	
Delta 9-Tetrahydrocannabinol (Delta 9-THC)	0.150	0.512	<LOQ	<LOQ	
Delta 9-Tetrahydrocannabinolic Acid (THCA-A)	0.133	0.453	ND	ND	
Tetrahydrocannabivarin (THCV)	0.030	0.103	ND	ND	
Tetrahydrocannabivarinic Acid (THCVA)	0.117	0.400	ND	ND	
<b>Total Cannabinoids</b>			<b>10.560</b>	<b>11.17</b>	
Total Potential THC			<LOQ	<LOQ	
Total Potential CBD			10.078	10.66	

### Final Approval

  
Karen Winternheimer  
13Sep2023  
02:14:00 PM MDT  
PREPARED BY / DATE

  
Sam Smith  
13Sep2023  
02:17:00 PM MDT  
APPROVED BY / DATE

Approved: Paul Gennings QC 09-12-23

Prepared for:  
**Pet Releaf**

8100 Southpark Way #A3  
Littleton, CO USA 80120

## 300 mg - Stress Releaf


Batch ID or Lot Number: <b>0923FS307</b>	Test, Test ID and Methods: Various	Matrix: Finished Product	Page 1 of 6
Reported: <b>12Sep2023</b>	Started: 09Sep2023	Received: 11Sep2023	


## Mycotoxins - Colorado Compliance

Test ID: T000255635  
Methods: TM18 (UHPLC-QQQ)

LCMS/MS: Mycotoxins	Dynamic Range (ppb)	Result (ppb)	Notes
Ochratoxin A	3.19 - 120.13	ND	N/A
Aflatoxin B1	1.04 - 31.63	ND	
Aflatoxin B2	1.01 - 31.41	ND	
Aflatoxin G1	1.04 - 31.66	ND	
Aflatoxin G2	1.23 - 32.17	ND	
Total Aflatoxins (B1, B2, G1, and G2)		ND	

### Final Approval

  
PREPARED BY / DATE  
Sam Smith  
12Sep2023  
06:21:00 AM MDT

  
APPROVED BY / DATE  
Karen Winternheimer  
12Sep2023  
06:22:00 AM MDT

Prepared for:  
**Pet Releaf**

8100 Southpark Way #A3  
Littleton, CO USA 80120

## 300 mg - Stress Releaf

Batch ID or Lot Number: <b>0923FS307</b>	Test, Test ID and Methods: Various	Matrix: Finished Product	Page 3 of 6
Reported: <b>12Sep2023</b>	Started: 09Sep2023	Received: 11Sep2023	


## Residual Solvents - Colorado Compliance


Test ID: T000255634

Methods: TM04 (GC-MS): Residual

Solvents	Dynamic Range (ppm)	Result (ppm)	Notes
Propane	111 - 2214	ND	
Butanes (Isobutane, n-Butane)	220 - 4395	ND	
Methanol	67 - 1330	ND	
Pentane	111 - 2225	ND	
Ethanol	108 - 2155	ND	
Acetone	110 - 2195	ND	
Isopropyl Alcohol	110 - 2205	ND	
Hexane	7 - 131	ND	
Ethyl Acetate	107 - 2135	ND	
Benzene	0.2 - 4.4	ND	
Heptanes	110 - 2193	ND	
Toluene	20 - 395	ND	
Xylenes (m,p,o-Xylenes)	143 - 2859	ND	

### Final Approval

  
 Karen Winternheimer  
 13Sep2023  
 02:43:00 PM MDT  
 PREPARED BY / DATE

  
 Sam Smith  
 13Sep2023  
 02:44:00 PM MDT  
 APPROVED BY / DATE

Prepared for:  
**Pet Releaf**

8100 Southpark Way #A3  
Littleton, CO USA 80120

## 300 mg - Stress Releaf

Batch ID or Lot Number: <b>0923FS307</b>	Test, Test ID and Methods: Various	Matrix: Finished Product	Page 4 of 6
Reported: <b>12Sep2023</b>	Started: 09Sep2023	Received: 11Sep2023	

## Microbial Contaminants - Colorado Compliance

Test ID: T000255632  
Methods: TM25 (qPCR) TM24, TM26, TM27 (Culture Plating): Microbial (Colorado Panel)

	Method	LOD	Quantitation Range	Result	Notes
STEC	TM25: PCR	10 <sup>0</sup> CFU/25g	NA	Absent	Free from visual mold, mildew, and foreign matter
<i>Salmonella</i>	TM25: PCR	10 <sup>0</sup> CFU/25g	NA	Absent	
Total Yeast and Mold*	TM24: Culture Plating	10 <sup>1</sup> CFU/g	1.0x10 <sup>2</sup> - 1.5x10 <sup>4</sup>	None Detected	
Total Aerobic Count*	TM26: Culture Plating	10 <sup>2</sup> CFU/g	1.0x10 <sup>3</sup> - 1.5x10 <sup>5</sup>	None Detected	
Total Coliforms*	TM27: Culture Plating	10 <sup>1</sup> CFU/g	1.0x10 <sup>2</sup> - 1.5x10 <sup>4</sup>	None Detected	

### Final Approval

  
Brianne Maillot  
14Sep2023  
08:58:00 AM MDT

PREPARED BY / DATE



APPROVED BY / DATE

Brett Hudson  
14Sep2023  
09:43:00 AM MDT

Prepared for:  
**Pet Releaf**

8100 Southpark Way #A3  
Littleton, CO USA 80120

## 300 mg - Stress Releaf

Batch ID or Lot Number: <b>0923FS307</b>	Test, Test ID and Methods: Various	Matrix: Finished Product	Page 5 of 6
Reported: <b>12Sep2023</b>	Started: 09Sep2023	Received: 11Sep2023	


## Pesticides


Test ID: T000255631

Methods: TM17

(LC-QQ LC MS/MS)	Dynamic Range (ppb)	Result (ppb)		Dynamic Range (ppb)	Result (ppb)	
Abamectin	352 - 2613	ND		Malathion	273 - 2712	ND
Acephate	45 - 2712	ND		Metalaxyl	47 - 2676	ND
Acetamiprid	42 - 2736	ND		Methiocarb	47 - 2784	ND
Azoxystrobin	48 - 2669	ND		Methomyl	42 - 2775	ND
Bifenazate	47 - 2705	ND		MGK 264 1	132 - 1693	ND
Boscalid	50 - 2752	ND		MGK 264 2	110 - 1068	ND
Carbaryl	45 - 2704	ND		Myclobutanil	93 - 2714	ND
Carbofuran	45 - 2713	ND		Naled	46 - 2744	ND
Chlorantraniliprole	43 - 2842	ND		Oxamyl	43 - 2782	ND
Chlorpyrifos	47 - 2725	ND		Paclobutrazol	45 - 2756	ND
Clofentezine	268 - 2759	ND		Permethrin	278 - 2737	ND
Diazinon	280 - 2723	ND		Phosmet	42 - 2686	ND
Dichlorvos	255 - 2755	ND		Prophos	295 - 2783	ND
Dimethoate	42 - 2743	ND		Propoxur	45 - 2701	ND
E-Fenpyroximate	280 - 2753	ND		Pyridaben	300 - 2719	ND
Etofenprox	45 - 2650	ND		Spinosad A	34 - 2073	ND
Etoxazole	307 - 2718	ND		Spinosad D	72 - 670	ND
Fenoxycarb	25 - 2756	ND		Spiromesifen	264 - 2755	ND
Fipronil	36 - 2773	ND		Spirotetramat	261 - 2774	ND
Flonicamid	50 - 2757	ND		Spiroxamine 1	20 - 1216	ND
Fludioxonil	305 - 2727	ND		Spiroxamine 2	25 - 1555	ND
Hexythiazox	43 - 2745	ND		Tebuconazole	312 - 2653	ND
Imazalil	282 - 2706	ND		Thiacloprid	44 - 2738	ND
Imidacloprid	42 - 2790	ND		Thiamethoxam	43 - 2764	ND
Kresoxim-methyl	47 - 2693	ND		Trifloxystrobin	46 - 2680	ND

## Final Approval

  
 Karen Winternheimer  
 14Sep2023  
 08:36:00 AM MDT  
 PREPARED BY / DATE

  
 Sam Smith  
 14Sep2023  
 08:38:00 AM MDT  
 APPROVED BY / DATE

Prepared for:  
**Pet Releaf**

8100 Southpark Way #A3  
Littleton, CO USA 80120

## 300 mg - Stress Releaf

Batch ID or Lot Number: <b>0923FS307</b>	Test, Test ID and Methods: Various	Matrix: Finished Product	Page 6 of 6
Reported: <b>12Sep2023</b>	Started: 09Sep2023	Received: 11Sep2023	


## Heavy Metals - Colorado Compliance


Test ID: T000255633

Methods: TM19 (ICP-MS): Heavy

Metals	Dynamic Range (ppm)	Result (ppm)	Notes
Arsenic	0.04 - 4.17	ND	
Cadmium	0.04 - 4.46	ND	
Mercury	0.04 - 4.30	ND	
Lead	0.04 - 4.38	ND	

### Final Approval

  
Samantha Smith  
15Sep2023  
11:35:00 AM MDT  
PREPARED BY / DATE

  
Karen Winternheimer  
15Sep2023  
11:42:00 AM MDT  
APPROVED BY / DATE

Approved: Paul Gennings QC 09-12-23



<https://results.botanacor.com/api/v1/coas/uuid/87669e8e-168c-4df3-ab8e-9903058b3198>

**Definitions**  
LOD = Limit of Detection, ULOQ = Upper Limit of Quantitation, LLOQ = Lower Limit of Quantitation, PPB = Parts per Billion, % = % (w/w) = Percent (weight of analyte / weight of product). ND = None Detected (defined by dynamic range of the method). Total Potential Delta 9-THC or CBD is calculated to take into account the loss of a carboxyl group during decarboxylation step, using the following formulas: Total Potential Delta 9-THC = Delta 9-THC + (Delta 9-THCa \*(0.877)) and Total CBD = CBD + (CBDa \*(0.877)). Fail equates to a concentration level of Delta 9-THC, on a dry weight basis, higher than 0.3 percent + or - the measurement uncertainty. Total Potential THC is calculated using the following formulas to take into account the loss of a carboxyl group during decarboxylation step. Total THC = THC + (THCa \*(0.877)). ALOQ = Above Limit Of Quantitation (defined by dynamic range of the method), CFU/g = Colony Forming Units per Gram. Values recorded in scientific notation, a common microbial practice of expressing numbers that are too large to be conveniently written in decimal form. Examples: 10<sup>2</sup> = 100 CFU, 10<sup>3</sup> = 1,000 CFU, 10<sup>4</sup> = 10,000 CFU, 10<sup>5</sup> = 100,000 CFU.

Testing results are based solely upon the sample submitted to SC Laboratories, Inc., in the condition it was received. SC Laboratories, Inc., warrants that all analytical work is conducted professionally in accordance with all applicable standard laboratory practices using validated methods. Data was generated using an unbroken chain of comparison to NIST traceable Reference Standards and Certified Reference Materials. This report may not be reproduced, except in full, without the written approval of SC Laboratories, Inc. ISO/IEC 17025:2017 Accredited by A2LA. Some tests listed on this COA may not be within our scope of A2LA accreditation. Please visit [A2LA for more details.](#)



Cert #4329.02  
87669e8e168c4df3ab8e9903058b3198.1